

SMS command guide

Users can send a SMS with commands including getting router status, WAN IP address, turning Internet UP or DOWN, enabling/disabling WEB access, configuring APN, rebooting CPEs, and retrieving device information.

- Enable SMS control function
- SMS control-Get Router Status
- SMS control-Get WAN IP
- SMS control-LTE connection UP/Down
- SMS control-Web Access Open/Closed
- SMS control-APN Setting
- SMS control-Reboot
- SMS control-Factory Default
- SMS control -Help

- Enable SMS control function

UI Setting:

1. Enable SMS control on 4G/5G Setting page. (WAN>4G/5G Setting)

3G/4G Settings

This page is used to configure the parameters for your 3G network access.

3G/4G/5G WAN	<input checked="" type="checkbox"/> Enable <input type="checkbox"/> Disable
SMS Control	<input type="radio"/> Disable <input checked="" type="radio"/> <u>Enable</u>
Mode	Automatic
IPv6 for this service	<input checked="" type="radio"/> Disable <input type="radio"/> Enable
PIN Code	
APN	internet
Dial Number	*99#
Authentication	NONE
User Name	
Password	
Keep Alive	<input checked="" type="checkbox"/> Enable 30 seconds [1-86400]
Target Address	8.8.8.8
NAPT	<input type="radio"/> Disable <input checked="" type="radio"/> Enable
MTU	1500
WAN (Adsl/Vdsl/EWAN) Backup	<input checked="" type="radio"/> Disable <input type="radio"/> Enable

2. Input your cellphone number on GSM Number. (Management>SMS Alert Settings)

SMS Alert Settings

Default Route Change Alert

Recipient's Number

- SMS control-Get Router Status

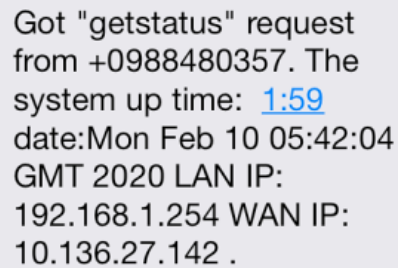
Command: [getstatus](#)

Description: It's the command to get current status of Router.

Example Result on Cellphone: Send "getstatus" message to Router's 4G/5G number.



getstatus



Got "getstatus" request from +0988480357. The system up time: [1:59](#) date:Mon Feb 10 05:42:04 GMT 2020 LAN IP: 192.168.1.254 WAN IP: 10.136.27.142 .

- SMS control-Get WAN IP

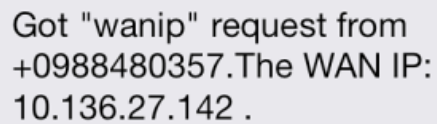
Command: [wanip](#)

Description: It's the command to get WAN IP.

Example Result on Cellphone: Send "wanip" message to Router's 4G/5G number.



wanip



Got "wanip" request from +0988480357. The WAN IP: 10.136.27.142 .

- SMS control-LTE connection UP/Down
Command: [internet up](#)/[internet down](#)
Description: It's the command to control 4G/5G LTE connection.
Example Result on Cellphone:

1. Send "internet up" message to Router's 4G/5G number.

internet up

Got "internet up" request from +0988480357. Processingplease wait a moment

From Home, interface is usb0 ,new IP is 10.10.49.106

Got "internet up" request from +0988480357. The system has connected to internet.The WAN IP: 10.10.49.106

2. Send "internet down" message to Router's 4G/5G number.

internet down

Got "internet down" request from +0988480357. Processingplease wait a moment.

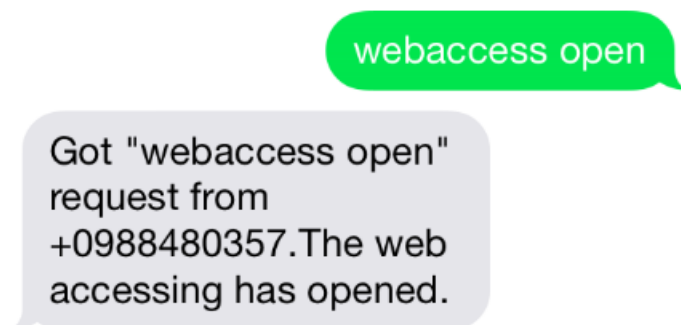
Got "internet down" request from +0988480357. Internet down is finished.

- SMS control-Web Access Open/Closed
 Command: [webaccess open](#)/[webaccess close](#)
 Description: Under ACL is enabled, this command can control Router's WAN Remote Access.

Example :

1. Send "webaccess open" message to Router's 4G/5G number.

Result on cellphone:



Result on ACL in GUI:

Default:

ACL Table

Edit	State	IP Address	Services	Select
<input type="radio"/>	Enable	0.0.0.0/0	web,https,ping	<input type="checkbox"/>
<input type="radio"/>	Enable	0.0.0.0/0	ping	<input type="checkbox"/>

Webaccess open:

ACL Table

Edit	State	IP Address	Services	Select
<input type="radio"/>	Enable	0.0.0.0/0	web,https,ping	<input type="checkbox"/>
<input type="radio"/>	Enable	0.0.0.0/0	web,https,ping	<input type="checkbox"/>

2. Send "webaccess close" message to Router's 4G/5G LTE number.
Result on cellphone:

webaccess close

Got "webaccess close" request from +0988480357. The web accessing has closed.

Result on ACL in GUI:

Default:

ACL Table

Edit	State	IP Address	Services	Select
<input type="radio"/>	Enable	0.0.0.0/0	web,https,ping	<input type="checkbox"/>
<input type="radio"/>	Enable	0.0.0.0/0	ping	<input type="checkbox"/>

Webaccess close:

ACL Table

Edit	State	IP Address	Services	Select
<input type="radio"/>	Enable	0.0.0.0/0	web,https,ping	<input type="checkbox"/>
<input type="radio"/>	Enable	0.0.0.0/0	ping	<input type="checkbox"/>

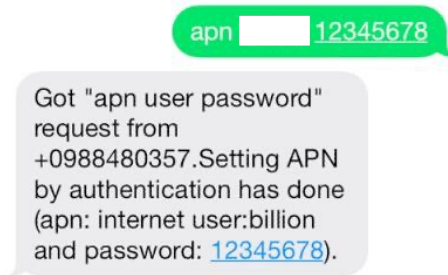
- SMS control-APN Setting

Command: `apn user pass`

Description: It's the command to set authentication username/password that is provided by your ISP

Result on cellphone: Assume ISP provide username/password =billion/12345678 on authentication.

Send "apn billion 12345678" message to Router's 4G/5G number.



Result on 4G/5G setting page:

3G/4G Settings

This page is used to configure the parameters for your 3G network access.

3G/4G/5G WAN	<input checked="" type="checkbox"/> Enable <input checked="" type="radio"/> Disable <input type="radio"/> Enable
SMS Control	
Mode	Automatic
IPv6 for this service	<input checked="" type="radio"/> Disable <input type="radio"/> Enable
PIN Code	
APN	internet
Dial Number	*99#
Authentication	NONE
User Name	
Password	*****
Keep Alive	<input checked="" type="checkbox"/> Enable <input type="checkbox"/> Disable <input type="text" value="30"/> seconds [1-86400]
Target Address	8.8.8.8
NAPT	<input type="radio"/> Disable <input checked="" type="radio"/> Enable
MTU	1500
WAN (Adsl/Vdsl/EWAN) Backup	<input checked="" type="radio"/> Disable <input type="radio"/> Enable

- SMS control-Reboot

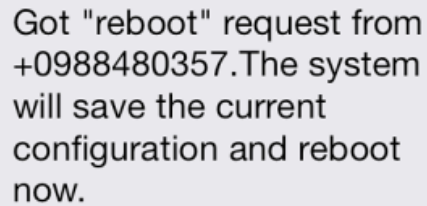
Command: [reboot](#)

Description: It's the command to reboot Router.

Result on cellphone: Send "reboot" message to Router's 4G/5G number.



reboot



Got "reboot" request from +0988480357. The system will save the current configuration and reboot now.

- SMS control-Factory Default

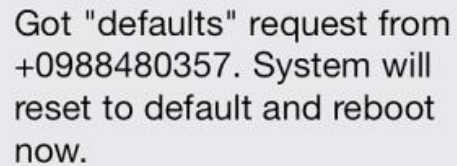
Command: [defaults](#)

Description: It's the command to let Router back to factory default.

Result: Send "defaults" message to Router's 4G/5G number.



defaults



Got "defaults" request from +0988480357. System will reset to default and reboot now.

Note: SMS control is set to disable on default. If someone issue command to Router without SMS control enable, they will get the follow message.

defaults

Got "defaults" request from +0988480357. System will reset to default and reboot now.

wanip

Got wanip request from +0988480357. The SMS control does not enable, please check it from GUI again!

- SMS control -Help

Command: [help](#)

Description: It will list all commands we supported.

Result: Send "help" message to Router's 4G/5G number.

help

Command List:1.help
2.getstatus 3.wanip
4.internet up 5.internet
down

6.webaccess open
7.webaccess close 8.apn
9.reboot 10.defaults